


# Letter Formation Handwriting Sheet with Rhymes


(curriculum → English → handwriting)




Whoosh up. Around the roundabout. Up, down and flick.




Whoosh up tall to loop. Back down. Round the bend. Hop across at the end.




Whoosh up. Around the roundabout. C joins other letters easily.




Whoosh up. Around the roundabout. All the way up. Back down and flick.




Whoosh up and curl like a snail. Leave an easy joining tail.




Whoosh up tall to loop. Back down. Zoom down underground. Loop the last part. Finish your f near its start.




Whoosh up. Around the roundabout. Zoom down underground. Loop the last part. Finish your g near its start.



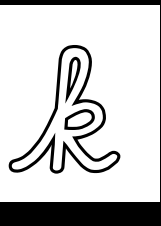
Whoosh up tall to loop. Back down. Bend over and flick.




Whoosh up and down and flick. Don't forget the dot on top!



Whoosh up. Zoom down underground. Loop the last part. Don't forget the dot on top!




Whoosh up tall to loop. Back down. Up and around. Go down and out with a flick. Your k is ready to kick!




Whoosh up tall to loop. Back down. Flick off the ground.




Whoosh up and then down. Up, over and back to the ground. Up, over and down again.




Whoosh up and then down. Up, over and back to the ground.




Whoosh up. Around the roundabout. Hop across at the end.




Whoosh up. Zoom down underground. Back up. Around the roundabout and flick.




Whoosh up. Around the roundabout. Zoom down underground. Back up and flick.




Whoosh up. Back down. Back up and curve the top.




Whoosh up. Curl left. Curl right and flick.




Whoosh up tall. Back down. Add a flick off of the ground. Don't forget to cross!




Whoosh up. Back down. Round the bend. Down and flick.




Whoosh up then down. Straight back up. Hop across at the end.



Whoosh up. Back down. Round the bend. Down. Round the bend again. Hop across at the end.



Whoosh up. Slide down from left to right. Back to the top, go from right to left.



Whoosh up. Back down. Round the bend. Zoom down underground. Loop the last part. Finish your y near its start.



Whoosh up. To the right. Zig zag down and back to the right to flick.

All letters start on the line!